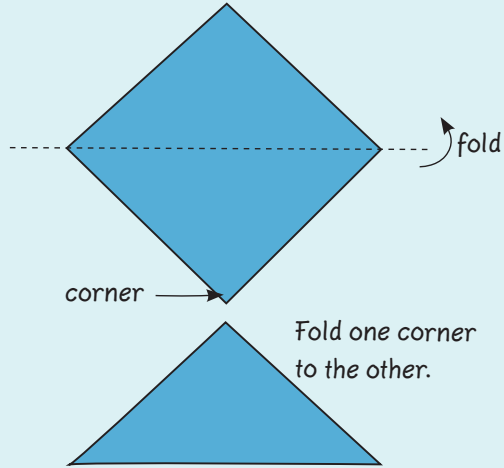
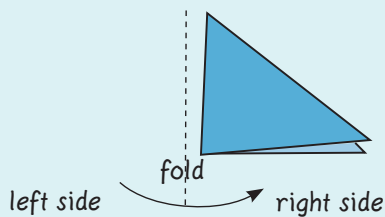


HOW TO FOLD BEN THE bat

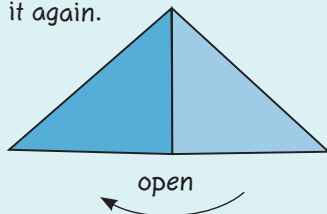
1. Use a 20x20cm square.



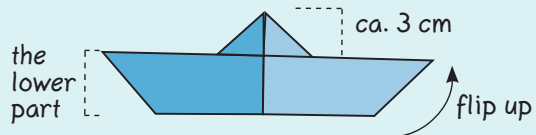
2. Fold the left side to the right.



3. Open it again.



4. Flip up the lower part.



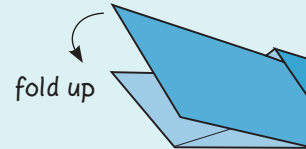
5. Fold down the top.



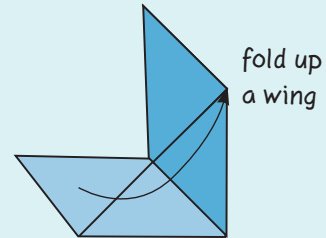
6. Turn your model round.



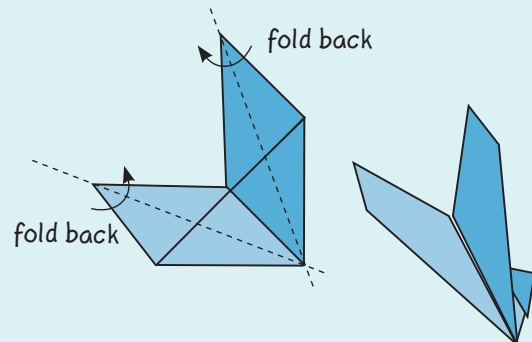
7. Fold up your model.



8. Fold the wings up like this.



9. Fold half of the wings back.



10. Here is Ben.

